

# DELTX

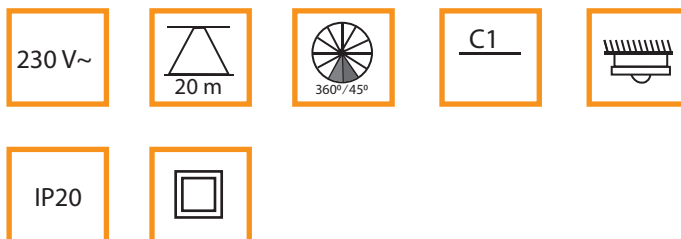
SMART WITH SIMPLICITY

WITH **ULTRA SENSE** TECHNOLOGY



## PRODUCT DESCRIPTION

- Presence Detector With 360°/45° Field Of Detection For Ceiling Mounting
- Attached lens with a 45° angle narrows the field of view This allows for more precise monitoring of a specific area within the larger 360° range.
- Slim With High quality Finish for smart work place
- Range Of Up To 20 M In The Diameter At A Recommended Installation Height Of 2.5M to 3.5 M
- A High-performance Relay (10a)
- Zero-cross Switching For Gentle Switching
- Factory Setting For Immediate Operational Readiness
- Oct-isense Enabled Presence Technology For Reliability With high Speed Sensing Algorithm



OCTIOT-DELTX



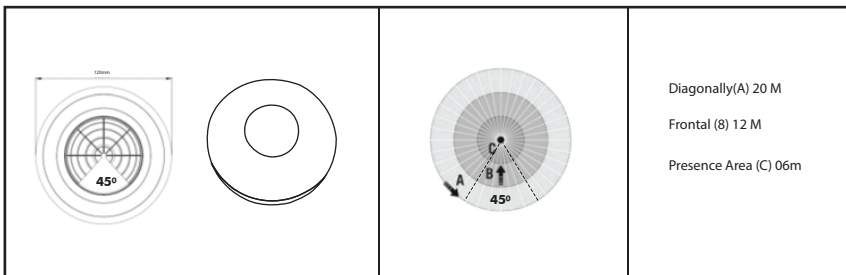
## TECHNICAL DATA

<b>General</b>		Detection Range Presence	6m
Warranty	24 months	Recommended Instalation Heights Max. Mounting Height	2.5 m to 3.5m 6m
<b>Mounting</b>		Light Mesurment	Mixed light
Installation Type	Surface Mount	Level Of Brightness	3-2000 LX
Installation Position	Ceiling	Number Of Channels Push Button Input	No
<b>Housing</b>		Slave Input	No
Dimension	Height 52.mm, $\phi$ 120mm	No Of Parallel Detectors	6
Weight	121g	Fully Automatic	Yes
Protective Class	IP20	Semi Automatic	No
Permissible ambient Temperature	-30°C_ +50	Switching Delay From "Dark To Light"	2Sec
Relative Humidity	5-93% non-condensing	Switching Delay From "Light To Dark"	2Sec
Color	White, similar to RAL 9010		
Connection	2.5mm/1.5mm	Control	OCT-iSense Enabled
<b>Electrical Version</b>		Channel 1	Lighting
Protection Class	II	Interface	Switching
nominal Voltage	230V/50Hz	Contact	Non-floating
Power Consumption	0.6W	Switching Capacity Swich-off Delay Time	230V, 400W 10 Sec.to 30min
<b>Sensor</b>		Master/slave Function	No
Detection Angle	360°/45°	Constant Lighting Control	No
Detection Range Diagonally	360°/45°	Surge Protection	4KV
Detection Range Head-on	12m	Programmable	yes

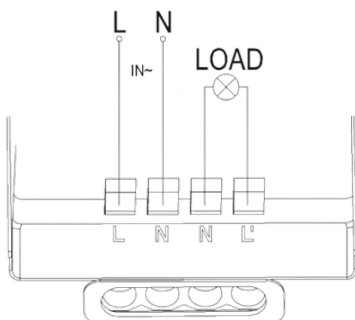
### SCALE DRAWING

### FIELD OF DETECTION

### DETECTION RANGE



### CIRCUIT DIAGRAM



# OCT-DELTIX

